

FUJITSU HI-WALL RANGE



NEW ZEALAND'S MOST COMPREHENSIVE
HI-WALL HEAT PUMP RANGE



NEW ZEALAND'S FAVOURITE AIR®



FUJITSU'S COMPREHENSIVE HI-WALL RANGE

This range offers everything you could ever want in a hi-wall heat pump. When you choose a Fujitsu, you will be choosing better efficiency with more Energy Star qualified heat pumps than any other brand. You will also be choosing smart looks, effortless heating (and cooling), healthy air features, near silent operation and state-of-the-art engineering from the world's specialist heat pump company.



COMPACT HI-WALL PREMIER

Very compact size at 790mm wide. Super efficient, with COP up to 4.66. NZ's popular choice in heat pumps.



HI-WALL PREMIER PLUS

Award winning compact design with superior controllability. 40 years of innovation in one heat pump.



HI-WALL PREMIER LARGE CAPACITY

Powerful heating performance – smart, stylish and very efficient.



NOCRIA

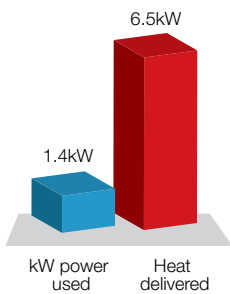
Very efficient, with unique, world-beating features. It even cleans itself! NZ's super-efficient heat pump.

The Fujitsu Hi-Wall Range has everything you need for a warm, comfortable and healthy home environment. No wonder it's New Zealand's favourite air.




WHAT IS FUJITSU BETTER HEAT?

Better Heat™ is more than effortless home heating. It gives you the best possible economy, all the features you need and the Fujitsu Better Heat™ Guarantee. So you can be sure you are getting the very best heat pump available to enhance your comfortable home lifestyle.



BETTER HEAT EFFICIENCY

Fujitsu have more Energy Star®  rated heat pumps than any other brand and lead the way in bringing you energy saving features. The Fujitsu Hi-Wall range stands out in efficiency for both heating and cooling; returning up to \$6.50 worth of heat for every \$1.40 you spend on power. That will reduce your power bills!

BETTER HEAT GUARANTEE



Only Fujitsu guarantees you will get the heat you need.

We are so confident that you will be delighted with your new Fujitsu, our Heat Specialists now offer the written Fujitsu Better Heat™ Guarantee. This is your assurance that the Fujitsu Heat Pump specified for your home will deliver on its promised performance.

Ask your Fujitsu Heat Specialist for a no-obligation “Comfort Selector” report. You will see all the information you need – such as running costs, features and operating tips – as well as the quotation to buy and have it installed by an Accredited Heat Specialist.

ACCREDITED HEAT SPECIALISTS



Fujitsu is the only company in New Zealand that runs the respected accreditation scheme for independent Heat Specialists and Installers.

To achieve accreditation, the Specialist must satisfy Fujitsu that they have the experience, training and specialist equipment to install your new Fujitsu heat pump in accordance with manufacturer requirements and complying with sound trade practices.

This means you can be confident that you'll have the services of a real professional, who can also offer a free 6-year warranty on parts and labour – New Zealand's longest.



FUJITSU PREMIER PLUS WITH HUMAN SENSOR



ASTG09LUC*

Heating capacity: 3.4kW
 Heating efficiency: COP 4.36
 Cooling capacity: 2.5kW
 Cooling efficiency: EER 4.31



ASTG14LUC*

Heating capacity: 5.4kW
 Heating efficiency: COP 3.67
 Cooling capacity: 4.2kW
 Cooling efficiency: EER 3.36



ASTG18LUC*

Heating capacity: 6.0kW
 Heating efficiency: COP 3.80
 Cooling capacity: 5.0kW
 Cooling efficiency: EER 3.27



2012 International Winner:
 Brilliant new Design



The Fujitsu Premier Plus gives you 40 years of innovation in one heat pump. Its compact, slim design fits any interior and the many clever features will add more power savings, convenience and healthier fresh air to create your warm and comfortable environment.

CONVENIENCE PLUS

Set-and-forget remote controller

This smart, very thin remote has a large, easy-to-view LCD display with a one-touch button. Best of all is its built-in 7-day timer, so you need only set and forget. It also has sleep and standard program timers.



The ON / OFF timer can be set up to 4 times in one day and 28 times in one week, while the sleep and standard program timers can be selected with one button push. Once set to your requirements you can forget all about your Fujitsu, whilst living in the comfort of your perfect environment.

ENERGY SAVINGS PLUS

Human sensor control

The human sensor infrared technology senses human presence (and not just movement). So it will switch to saving operation 20 minutes after people leave the room. This will reduce the temperature by a maximum 4°C when in heating mode, until someone returns to the room, when the heat pump will return to the original heat settings.

Human sensor



Human sensor's coverage

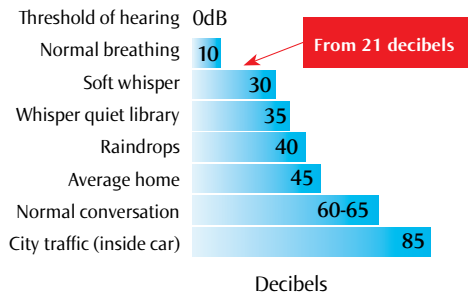


Economy operation

Switch to economy operation and you will be saving even more energy with this already efficient heat pump. Using this operation will shift the indoor temperature by 1°C and suppress the power of the outdoor unit.

Just quietly

Brilliant fan technology means that your Premier Plus is as quiet as it gets. In fact, quieter than a soft whisper.



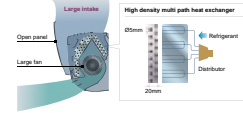
Powerful operation mode

Powerful operation is boosted with maximum full power and strong airflow, which gives you both rapid heating or cooling, to change the room temperature quickly.

PLUS ADVANCED ENGINEERING

Indoor unit: quicker heating

Our indoor units are equipped with high-density multi-path heat exchangers to increase the heating (and cooling) efficiency. Quicker heating is achieved by adopting an open panel and large-diameter long fan which increases both air intake and outflow.



Outdoor unit: compact and quieter

This compact unit has a DC twin rotary compressor to more effectively utilise the available high capacity. The operating noise is also reduced due to an efficient airflow structure design.



Blue fin protection

The outdoor unit fins are coated with a blue corrosion-resistant material to enhance durability and extend the performance life of your heat pump.

Healthy air filtration

The Premier Plus has Apple Gatechin filters to collect fine dust, invisible mould spores, and allergens such as pollen from the air. It also has long-life ion deodorisation filters to absorb household odours such as kitchen and pet smells.



Fujitsu is recommended by Asthma New Zealand

The result is a fresher, healthier home environment, which is why Fujitsu is recommended by Asthma New Zealand.

Premier Plus specifications

		INVERTER	INVERTER	INVERTER			
Model No.	Indoor Unit	ASTG09LUC*	ASTG14LUC*	ASTG18LUC*			
	Outdoor Unit	AOTG09LUC	AOTG14LUC	AOTG18LUC			
Cooling Capacities		kW	2.5	4.2	5.0		
Cooling Range		kW	0.5 - 3.3	0.9 - 5.0	0.9 - 5.8		
Heating Capacities		kW	3.4	5.4	6.0		
Heating Range		kW	0.5 - 4.2	0.9 - 6.0	1.05 - 7.3		
Star Rating	Cool		4.0	2.0	2.0		
	Heat		4.0	2.5	3.0		
E.E.R Cool		W/W	4.31	3.36	3.27		
C.O.P Heat		W/W	4.36	3.67	3.80		
Running Current	Cool	Amps	2.8	5.7	6.5		
	Heat	Amps	3.7	6.4	6.7		
Input Power (Max)	Cool	kW	0.58 (1.42)	1.25 (2.13)	1.53 (2.25)		
	Heat	kW	0.78 (1.78)	1.47 (2.49)	1.58 (3.20)		
Moisture Removal		L/Hr	1.3	2.1	2.6		
Fan Speeds			4				
Air Circulation (heat)		l/s	222	264	272		
Indoor Sound Pressure Level	Quiet	DbA at 1m	21	25	29		
	Low	DbA at 1m	32	33	37		
	Med	DbA at 1m	36	40	43		
	High	DbA at 1m	42	45	47		
Outdoor Sound Pressure Level		DbA at 1m	49	50	53		
Dimensions and Weights	I.U.	Height	mm	282			
		Width	mm	870			
		Depth	mm	185			
		Net Weight	kg	9.5	9.5	9.5	
	O.U.	Height	mm	540	540	620	
		Width	mm	660	790	790	
		Depth	mm	290	290	290	
		Net Weight	kg	25	34	40	
		Outdoor Operating Temp	Cool	Degree C	10°C to 46°C		
			Heat	Degree C	-15°C to 24°C		



COMPACT HI-WALL PREMIER



ASTG09LVC*

Heating capacity: 3.4kW
 Heating efficiency: COP 4.66
 Cooling capacity: 2.5kW
 Cooling efficiency: EER 4.31



ASTG12LVC*

Heating capacity: 4.8kW
 Heating efficiency: COP 4.32
 Cooling capacity: 3.5kW
 Cooling efficiency: EER 3.8



ASTG18LVC*

Heating capacity: 6.0kW
 Heating efficiency: COP 4.03
 Cooling capacity: 5.0kW
 Cooling efficiency: EER 3.27



ASTG22LVC*

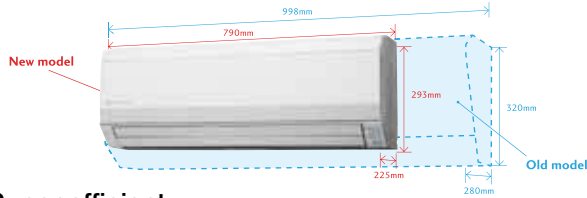
Heating capacity: 7.2kW
 Heating efficiency: COP 3.55
 Cooling capacity: 6.3kW
 Cooling efficiency: EER 3.23



This extremely popular heat pump range is very compact with smart flat panel fascia and the most advanced engineering within. Fantastic energy savings are achieved with Fujitsu's improved heat exchange technology as well as offering near silent operation, healthy fresh air filters and many more extra features.

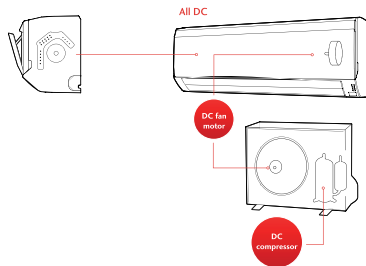
Compact design

New Zealand's smallest 7.0kW Indoor unit



Super efficient

Significantly higher energy efficiency has been achieved with Fujitsu's DC twin rotary compressor, DC Inverter control and DC fan motor technologies.



Healthy air filters

Fujitsu's advanced filter systems contribute to a fresher, cleaner and healthier living environment.



Fujitsu is recommended by Asthma New Zealand

Catechin filter



These clever filters use static electricity to collect fine dust, invisible mould spores, pollen and harmful micro-organisms from the air.

The filter contains catechin which is highly effective against many bacteria because it suppresses the growth of bacteria absorbed by the filter.

Long-life ion deodorisation filter (optional)




This filter absorbs common household odours such as kitchen and pet smells.

Super quiet

ALL Fujitsu Hi-Wall models are equipped with 4 fan speeds including quiet fan mode, allowing some of the indoor units to operate as low as 21 decibels. In addition to this, Fujitsu's fan technology means that our models are quieter even when working their hardest to quickly heat or cool a room.

10°C heat operation

This function on the remote control will prevent the room temperature from falling below 10°C, so the room will never be too cold when you are away.



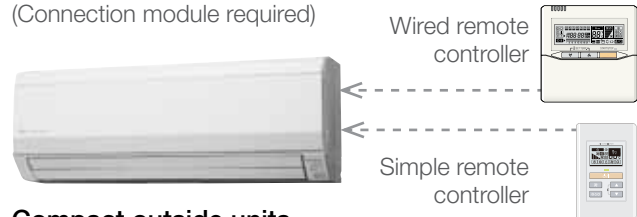
STANDARD CONTROL OPTIONS

- Four timer settings (On/Off/Program/Sleep timers)
- Easy to operate controls
- Easy-to-change across all modes



Optional remote controls

(Connection module required)



Compact outside units

Fujitsu's outside units set the industry standard for compact design yet still deliver all the power required, while efficient airflow design reduces operation noise.

Blue fin heat exchanger

65% of Kiwis live within reach of salt-laden air. That's why Fujitsu's outside heat exchange units are coated with a blue corrosion-resistant material to enhance durability and help extend the performance life of your heat pump.



Compact Hi-Wall specifications

			INVERTER	INVERTER	INVERTER	INVERTER	
Model No.	Indoor Unit		ASTG09LVC*	ASTG12LVC*	ASTG18LVC*	ASTG22LVC*	
	Outdoor Unit		AOTG09LVC	AOTG12LVCB	AOTG18LVCB	AOTG22LVCB	
Cooling Capacities	kW		2.5	3.5	5.0	6.3	
Cooling Range	kW		0.5 - 3.3	0.9 - 4.0	0.9 - 5.8	0.9 - 7.3	
Heating Capacities	kW		3.4	4.8	6.0	7.2	
Heating Range	kW		0.5 - 4.0	0.9 - 5.6	1.05 - 8.1	1.05 - 8.7	
Star Rating	Cool		4.0	3.0	2.0	2.0	
	Heat		4.5	4.0	3.5	2.5	
E.E.R Cool	W/W		4.31	3.80	3.27	3.23	
C.O.P Heat	W/W		4.66	4.32	4.03	3.55	
Running Current	Cool	Amps	2.8	4.2	6.5	8.2	
	Heat	Amps	3.5	5.0	6.3	8.5	
Input Power (Max)	Cool	kW	0.58 (1.24 Max)	0.92 (1.42 Max)	1.53 (2.03 Max)	1.95 (2.75 Max)	
	Heat	kW	0.73 (1.56 Max)	1.11 (2.0 Max)	1.49 (3.19 Max)	2.03 (4.18 Max)	
Moisture Removal	L/Hr		1.3	1.8	2.6	2.7	
Fan Speeds			4				
Air Circulation (heat)	l/s		225	239	267	267	
Indoor Sound Pressure Level	Quiet	DbA at 1m	21	21	29	32	
	Low	DbA at 1m	30	30	35	37	
	Med	DbA at 1m	36	37	40	42	
	High	DbA at 1m	41	42	46	48	
Outdoor Sound Pressure Level	DbA at 1m		47	48	53	55	
Dimensions and Weights	I.U.	Height	mm	293			
		Width	mm	790			
		Depth	mm	225			
		Net Weight	kg	9.5	9.5	9.5	12
	O.U.	Height	mm	540	540	620	620
		Width	mm	660	790	790	790
		Depth	mm	290	290	290	290
		Net Weight	kg	26	35	40	42
Outdoor Operating Temp	Cool	Degree C	10 to 46				
	Heat	Degree C	-15 to 24				



HI-WALL PREMIER – LARGE CAPACITY LFC SERIES



ASTG24LFC*

Heating capacity: 8.0kW
Heating efficiency: COP 3.54
Cooling capacity: 6.8kW
Cooling efficiency: EER 3.33



ASTG30LFC*

Heating capacity: 9.0kW
Heating efficiency: COP 3.41
Cooling capacity: 8.0kW
Cooling efficiency: EER 3.31



ASTG34LFC*

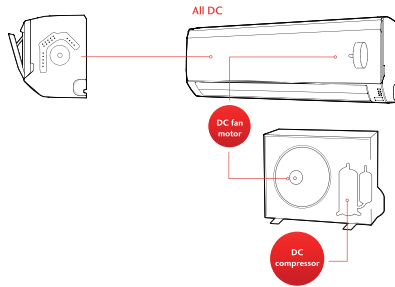
Heating capacity: 10.0kW
Heating efficiency: COP 3.3
Cooling capacity: 9.2kW
Cooling efficiency: EER 3.29



These smart looking models pack a punch with very powerful performance and are still super energy efficient. In fact, they will heat large areas effortlessly yet give you the quietness, energy savings and extra features you'd expect from Fujitsu.

Super efficient with total DC engineering

Significantly higher energy efficiency has been achieved with Fujitsu's DC twin rotary compressor, DC Inverter control and DC fan motor technologies. This gives infinite control over motion speeds.



Healthy air filters

Fujitsu's advanced filter systems contribute to a fresher, cleaner and healthier living environment.



Apple-Catechin filter (optional)



These clever filters use static electricity to collect fine dust, invisible mould spores, pollen and harmful micro-organisms from the air.

The filter contains catechin which is highly effective against many bacteria because it suppresses the growth of the bacteria absorbed by the filter.

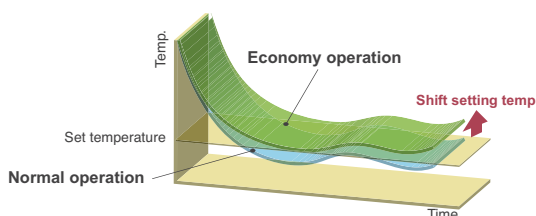
Long-life ion deodorisation filter (optional)



This filter absorbs common household odours such as kitchen and pet smells.

Economy operation

Switch to economy operation and you will be saving even more energy with this already efficient heat pump. Using this operation will shift the indoor temperature by 1°C and suppress the power of the outdoor unit.



Super quiet

ALL Fujitsu Hi-Wall models are equipped with 4 fan speeds including quiet fan mode, allowing some of the indoor units to operate as low as 21 decibels. In addition to this, Fujitsu's fan technology means that our models are quieter even when working their hardest to heat or cool a room quickly.

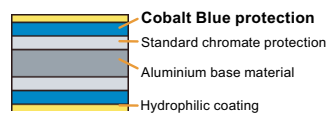
Compact outside units

Fujitsu's outside units set the industry standard for compactness yet still deliver all the power required, while efficient airflow design reduces operation noise.

Blue fin protection


The outdoor unit fins are coated with a blue corrosion-resistant material to enhance durability and extend the performance life of your heat pump.

Blue fin heat exchanger



10°C heat operation

This function on the remote control will prevent the room temperature from falling below 10°C, so the room will never be too cold when you are away.



Hi-Wall Premier specifications

		INVERTER	INVERTER	INVERTER		
		ASTG24LFC*	ASTG30LFC*	ASTG34LFC*		
Model No.	Indoor Unit	AOTG24LFL	AOTG30LFT	AOTG34LFT		
Cooling Capacities	kW	6.8	8.0	9.2		
Cooling Range	kW	0.9 - 8.3	2.9 - 9.0	2.9 - 10.0		
Heating Capacities	kW	8.0	9.0	10.0		
Heating Range	kW	0.9 - 10.6	2.2 - 11.0	2.7 - 11.2		
Star Rating	Cool	2.0	2.0	2.0		
	Heat	2.5	2.0	2.0		
E.E.R Cool	W/W	3.33	3.31	3.29		
C.O.P Heat	W/W	3.54	3.41	3.30		
Running Current	Cool	Amps	8.6	10.2	11.8	
	Heat	Amps	9.5	11.1	12.8	
Input Power (Max)	Cool	kW	2.04 (3.21 Max)	2.42 (4.04 Max)	2.8 (4.40 Max)	
	Heat	kW	2.26 (4.40 Max)	2.64 (4.52 Max)	3.03 (4.52 Max)	
Moisture Removal	L/Hr	2.7	3.2	3.5		
Fan Speeds		4				
Air Circulation (heat)	l/s	311	319	339		
Indoor Sound Pressure Level	Quiet	DbA at 1m	32	33	34	
	Low	DbA at 1m	37	37	37	
	Med	DbA at 1m	42	42	42	
	High	DbA at 1m	47	49	52	
Outdoor Sound Pressure Level	DbA at 1m	53				
Dimensions and Weights	I.U.	Height	mm	320		
		Width	mm	998		
		Depth	mm	238		
		Net Weight	kg	14		
	O.U.	Height	mm	578	830	1,290
		Width	mm	790	900	900
		Depth	mm	315	330	330
		Net Weight	kg	43	61	86
Outdoor Operating Temp	Cool	Degree C	-10 to 46			
	Heat	Degree C	-15 to 24			



NOCRIA CEILING-WALL



AWTZ14LBC

Heating capacity: 6.0kW
 Heating efficiency: COP 4.44
 Cooling capacity: 4.2kW
 Cooling efficiency: EER 4.12



AWTZ18LBC

Heating capacity: 6.7kW
 Heating efficiency: COP 4.11
 Cooling capacity: 5.2kW
 Cooling efficiency: EER 3.29



AWTZ24LBC

Heating capacity: 8.5kW
 Heating efficiency: COP 3.62
 Cooling capacity: 7.4kW
 Cooling efficiency: EER 3.01



The world exclusive heat pump that is less obtrusive because it sits higher on the wall (just under the ceiling). It has revolutionary features, including vastly improved heating and cooling efficiency, brilliant filtration systems and automatic filter cleaning. It even cleans itself!

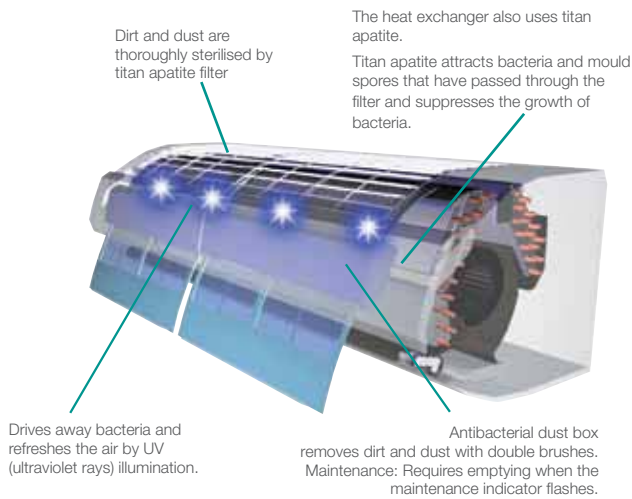
Automatic filter cleaner

WORLD FIRST!

The Nocria filter is the world's most advanced. Not only are dust and allergens such as pollen, dust mite carcasses and mould spores collected in the filter, but an ultraviolet illuminator is used to sterilise the bacteria. So your environment is not only cleaner and fresher, but is much healthier too.

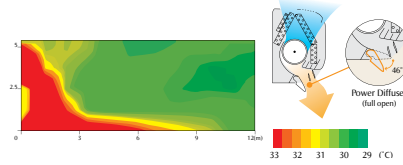
The filter is also cleaned automatically – so you don't have to clean it yourself, but most importantly, the heat pump will continue to operate at 100% efficiency because it will not become clogged.

Entire filter is cleaned automatically in approximately 2 minutes.



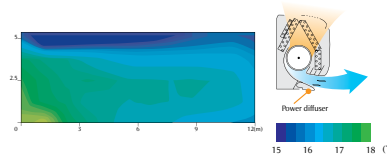
Air flow performance

Strong vertical air flow provides powerful floor level heating.



Outside air conditions: 2°C 60%
 Operation contents: Heating, Set temperature (Max set temp) 30°C, Air flow Hi,
 Air direction downward and front

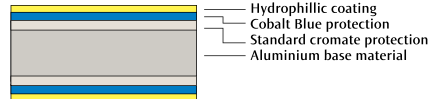
Healthy horizontal air flow does not blow air directly at the occupants in the room.



Outside air conditions: 35°C 40%
 Operation contents: Set temperature (Min set temp) 18°C, Air flow Hi, Air direction downward and front

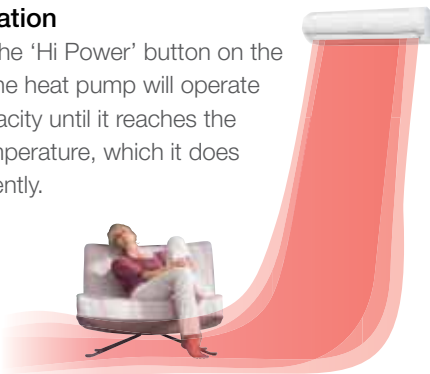
Cobalt blue heat exchanger

The outdoor unit fins are coated with a blue corrosion-resistant material to enhance durability and extend the performance life of your heat pump.



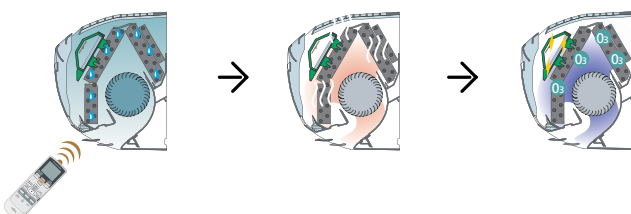
Hi power operation

When you push the 'Hi Power' button on the remote control, the heat pump will operate at maximum capacity until it reaches the desired room temperature, which it does quickly and efficiently.



Coil drying operation

By drying the heat exchanger for approximately 18 minutes and then 2 minutes of UV filter cleaning, the coil-drying operation will prevent the growth of mould, fungus and bad odours in the unit.



Nocria specifications

		INVERTER	INVERTER	INVERTER		
Model No.	Indoor Unit	AWTZ14LBC	AWTZ18LBC	AWTZ24LBC		
	Outdoor Unit	AOTZ14LBL	AOTZ18LBL	AOTZ24LBT		
Cooling Capacities		kW	4.2	5.2	7.4	
Cooling Range		kW	0.9 - 5.3	0.9 - 5.9	0.9 - 8.0	
Heating Capacities		kW	6.0	6.7	8.5	
Heating Range		kW	0.9 - 9.1	0.9 - 9.7	0.9 - 11.0	
Star Rating	Cool		3	1.5	1	
	Heat		4	3	2.5	
E.E.R Cool		W/W	4.12	3.29	3.01	
C.O.P Heat		W/W	4.44	4.11	3.62	
Running Current	Cool	Amps	4.3	6.6	10.4	
	Heat	Amps	5.7	6.9	9.9	
Input Power (Max)	Cool	kW	1.02 (1.75 Max)	1.58 (2.0 Max)	2.46 (2.62 Max)	
	Heat	kW	1.35 (2.95 Max)	1.63 (3.2 Max)	2.35 (3.68 Max)	
Moisture Removal		L/Hr	2.1	2.8	3	
Fan Speeds			5			
Air Circulation (heat)		l/s	261	261	272	
Indoor Sound Pressure Level	Quiet	DbA at 1m	29	29	36	
	Low	DbA at 1m	35	35	40	
	Med	DbA at 1m	43	43	43	
	High	DbA at 1m	46	46	47	
Outdoor Sound Pressure Level		DbA at 1m	47	48	54	
Dimensions and Weights	I.U	Height	mm	250		
		Width	mm	899		
		Depth	mm	298		
		Net Weight	kg	13.5	13.5	14
	O.U	Height	mm	578	578	830
		Width	mm	790	790	900
		Depth	mm	300	300	330
		Net Weight	kg	39	39	62
Outdoor Operating Temp	Cool	Degree C	-10 to 43			
	Heat	Degree C	-15 to 24			

HOW FUJITSU EXPERTISE LEADS THE WAY



NEW ZEALAND'S FAVOURITE AIR™

Fujitsu General New Zealand Limited
www.fujitsugeneral.co.nz

FEBRUARY 2013

FUJITSU ARE HEAT PUMP SPECIALISTS

That's why you can rely on Fujitsu engineering to deliver all the heat you need, just when you need it. You will be as warm as toast when it's freezing outside and with the reverse cycle using the same engineering to cool and dehumidify your home environment, you will be cool and comfortable in summer.

BETTER POWER SAVINGS



Fujitsu's DC and Inverter technologies save more power than ever before.

The savings are significant, for example, with a COP of 4.66 for the ASTG09 hi-wall, you will get up to 4.66kW of heat for every 1kW of power you use.

Sounds unbelievable doesn't it, but it's true. Fujitsu also has more Energy Star® heat pumps than any other brand.

COMFORT SELECTOR™

This clever program is a free service from your Fujitsu Accredited Heat Specialist. It will show you:

- All about your home
- The perfect heat pump for you
- Cost to run (and savings comparison)
- Heat pump features and benefits
- Efficient running tips
- Better Heat™ Guarantee



Explanation of terms

Capacity – the higher the capacity, the more area and faster the heat pump will heat (and cool) the room.

COP – Stands for coefficient of performance or (more simply!), the relationship between energy used and heat delivered. For example with a heating COP of 4.11 – you will get 4.11kW of heat for every 1kW of energy used.

Energy Star Rating – your quick guide to energy efficiency – more stars means more efficient.

Indoor Sound – measured in decibels, this is the sound level of your indoor unit at selected fan speeds. For example 20-30 decibels is less than the sound of a human whisper.

Heating Range – with our Kiwi winter, your heat pump needs to be able to supply heat indoors, even when its -15°C outside!

Explanation of Features

Moisture Removal
The micro-computer is an effective air dehumidifier.

Up/Down Swing Louvers
The up/down flaps automatically swing to up and down.

Right/Left Swing Louvers
The right/left flaps automatically swing in either direction.

Double Swing Automatic
Complex swing action of flaps enables automatic swing in both horizontal and vertical directions.

Automatic Louvers
The position of the louvers is set automatically to match the operating mode. It is also possible to adjust the louvers using the remote control.

Auto Shut Louvers
The auto shut louvers close or open automatically when the unit stops or starts.

Automatic Air Flow Adjustment
The micro-computer automatically adjusts the air flow effectively to follow the changes of room temperature.

Auto Restart
In the event of a temporary power failure, the heat pump will automatically restart in the same operating mode as before, once the power supply is restored.

Auto-Changeover
The unit automatically switches between heating and cooling modes based on your temperature setting and the room temperature.

Sleep Timer
The micro-computer gradually changes the room temperature automatically to afford a comfortable night's sleep.

Program Timer
This digital timer allows selection of one of four options. ON, OFF, ON → OFF, or OFF → ON.

Weekly Timer
4 different ON-OFF times can be set every day for up to 7 days. Just set and forget!

Long-life Ion deodorisation filter

Apple-Catechin Filter

Economy Mode

Filter

Washable Panel

Coil Dry Operation
Pressing the coil dry button after operating will dry the internal unit to prevent mould and bacteria growth.

Cobalt Blue Heat Exchanger
Outdoor unit fins are coated with a blue corrosion-resistant material to enhance durability and extend performance life of your heat pump.

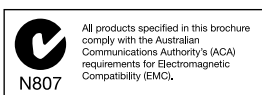
Human Sensor

Powerful Heating

Wall (wired) Controller – Optional
Smart, easy-to-use wall (wired) controller. 7-day timer for 'set and forget'.

Energy Star – your quick guide to New Zealand's most energy efficient products

Fujitsu General proud sponsors of:



6 years (an additional full year's warranty) when you use a Heat Specialist with Fujitsu Accreditation.